

## HOW TO USE THE SMARTFLEX UNCOILER

The uncoiler is composed by 2 pieces:  
the base (Fig.1) and the rounding element (Fig.2)

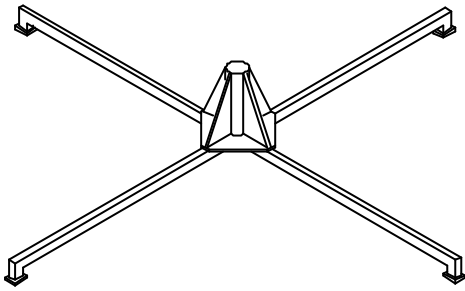


Fig.1: base

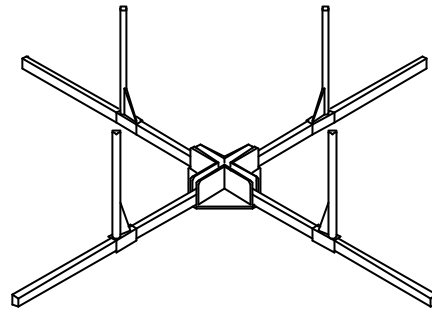
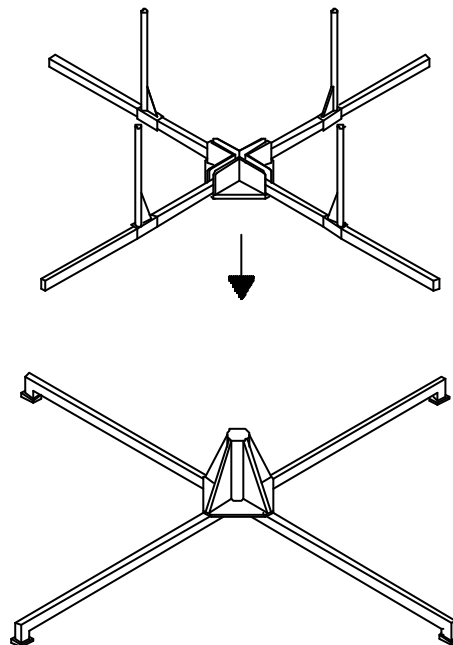


Fig.2: rounding element

- Put in the correct position the base having care to press it to the ground in order to prevent movements during the unrolling
- Insert the rounding element into the base

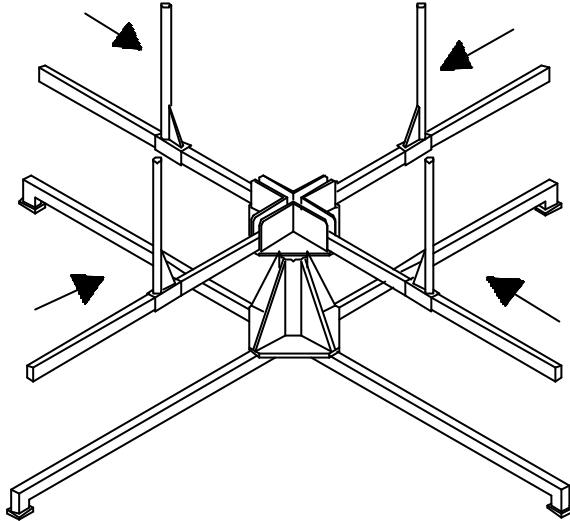


### NUPI S.p.A.

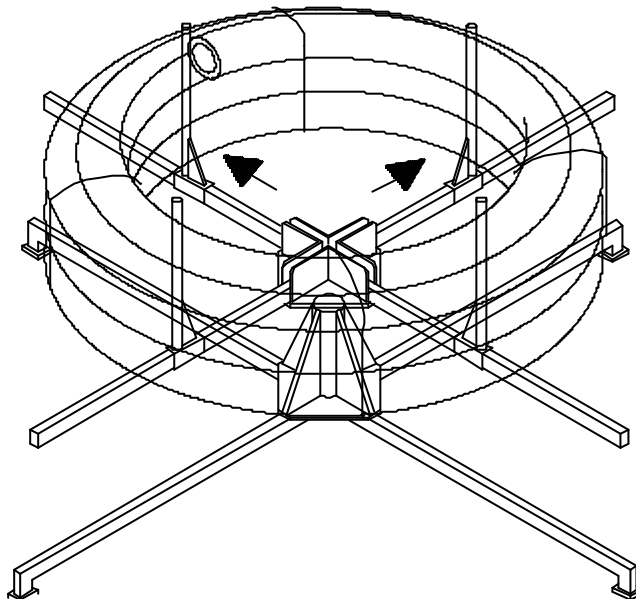
Sede operativa e unità prod.: Via dell'Artigianato, 13 - I 40023 Castel Guelfo di Bologna - ITALIA  
Sede legale e unità prod.: Via Colombarotto, 58 - I 40026 Imola (Bo) - ITALIA

Tel. (39) 0542 624911 - Fax (39) 0542 624900  
E-mail: [info@nupinet.com](mailto:info@nupinet.com)

- Move the lateral stops towards the center and put the coil in the correct position



- Move the lateral stops again in order to stop the coil



- Now you can start to unroll the coil