

PROJECT INFORMATION	Job Name/Location: _____
	Engineer: _____ Date Submitted: _____
	Contractor: _____ Submitted By: _____
	Manufacturer's Rep.: _____ Approved By: _____

TECHNICAL DATA	Material:	PP-RCT (beta crystalline random copolymer polypropylene)	
	Standard Grade Hydrostatic Ratings for SDR 11 (50 year):	100 psi @ 180°F 141 psi @ 140°F 267 psi @ 68°F	
	Linear Expansion Rate:	0.23 in/10°F/100 ft	

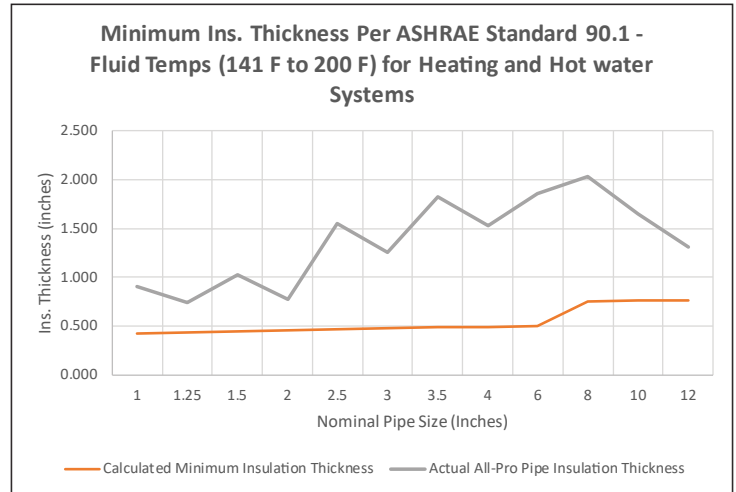
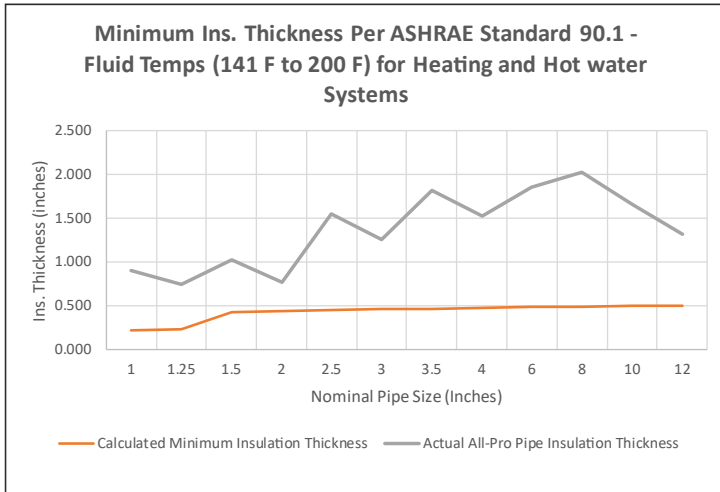
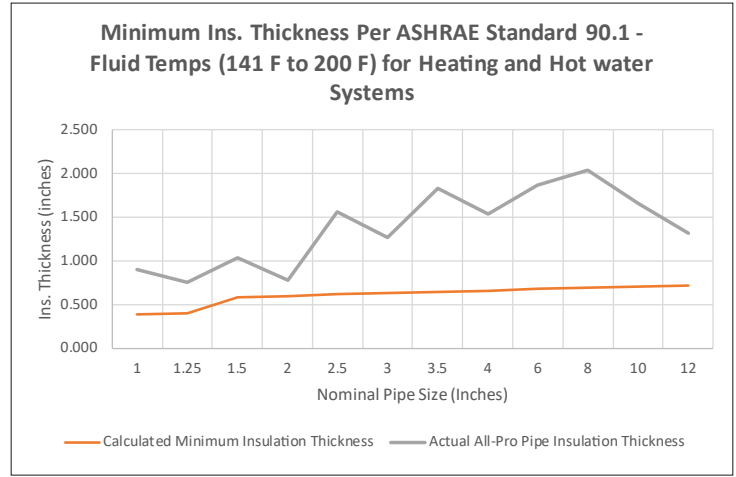
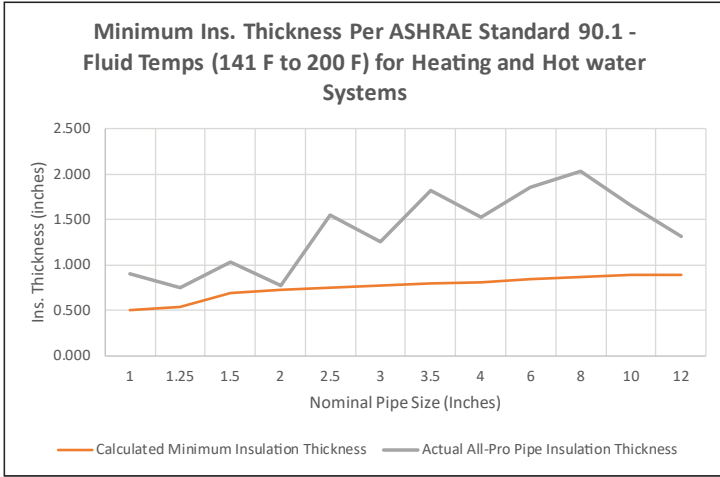
PRODUCT INFORMATION AND APPLICATION USE

Niron AllPro preinsulated fittings are manufactured with Niron Clima PP-RCT carrier components that are housed within an IPS Sch. 40 jacket that is extruded with a 30 year U.V. resistant white PP-RCT external layer. The fittings are superinsulated with highly efficient closed cell polyurethane foam (PUF) insulation which exceeds the required thickness for the ASHRAE 90.1 Energy Code in all sizes. This style of fitting is designed to allow joining by the AllPro BFX2 simultaneous butt fusion joining method.

DESCRIPTION	SIZES	PART NUMBER PREFIX
<input type="checkbox"/> 90° BFX2 Elbows	2", 2½", 3", 3 ½", 4", 6", 8", 10", 12"	27NGSP
<input type="checkbox"/> 45° BFX2 Elbows	2", 2½", 3", 3½", 4", 6", 8", 10", 12"	27NC45
<input type="checkbox"/> BFX2 Tees	2", 2½", 3", 3½", 4", 6", 8", 10", 12"	27NTSP
<input type="checkbox"/> BFX2 Reducing Tees	2½" x 2", 3" x 2", 3" x 2½", 3½" x 2", 3½" x 2½", 3½" x 3", 4" x 2½", 4" x 3", 4" x 3½", 6" x 2", 6" x 2½", 6" x 3", 6" x 3½", 6" x 4", 8" x 2", 8" x 2½", 8" x 3", 8" x 3½", 8" x 4", 8" x 6", 10" x 3", 10" x 3½", 10" x 4", 10" x 6", 10" x 8", 12" x 8", 12" x 10"	27NTRSP
<input type="checkbox"/> BFX2 Concentric Reducers	2½" x 2", 3" x 2", 3" x 2½", 3½" x 2", 3½" x 2½", 3½" x 3", 4" x 2", 4" x 3", 4" x 3½", 6" x 3", 6" x 3½", 6" x 4", 8" x 6", 10" x 6", 10" x 8", 12" x 6", 12" x 8", 12" x 10"	27NRAP

LISTINGS	APPLICABLE CODES	APPLICABLE STANDARDS	CONTACT INFO
uNSF-14; ICC-ES; IAPMO	ICC; IPC; IMC; UPC; UMC; NSPC; NPC of Canada; NBC of Canada; ASHRAE 90.1; IECC Energy Code	ANSI/NSF 14; ASTM F2389; CSA B137.11	Nupi Americas, Inc. 314 Commerce Parkway Early Branch, SC 29916 phone: +1 803 398 3579 fax: +1 803 398 3639 info@nupiamericas.com

Minimum Insulation Thickness per ASHRAE Standard 90.1



R VALUES FOR ALL-PRO PIPING SDR 17 COMPARED TO ENERGY CODE

				R	R	R	R	R
Size Inner Pipe	Size Inner Pipe	Size Outer Jacket	Insulation Thickness PUF	R Value Niron Clima AllPro SDR 17 Preinsulated Pipe	Minimum Required R Value per ASHRAE 90.1 for Less Than 40°F	Minimum Required R Value per ASHRAE 90.1 40°F to 60°F	Minimum Required R Value per ASHRAE 90.1 105°F to 140°F	Minimum Required R Value per ASHRAE 90.1 141°F to 200°F
in	mm	in	in					
1	32	3.5	0.90	9.9	5.9	2.4	5.5	8.8
1¼	40	4.5	1.25	14.0	5.6	2.3	5.2	8.3
1½	50	4.5	1.03	10.5	5.4	5.2	8.3	11.5
2	63	4.5	0.77	7.2	5.1	4.9	7.8	10.9
2	63	5.563	1.28	13.1	5.1	4.9	7.8	10.9
2½	75	6.625	1.58	16.1	5.0	4.8	7.5	10.3
3	90	6.625	1.26	11.9	4.8	4.6	7.2	9.9
3.5	110	8.625	1.83	17.8	4.7	4.5	7.0	9.6
4	125	8.625	1.53	14.2	4.6	4.4	6.8	9.3
6	160	10.75	1.86	17.1	6.9	4.2	6.4	8.7
8	200	12.75	2.03	18.3	6.7	4.1	6.2	8.3
10	250	14	1.65	14.2	6.5	4.0	6.0	8.0
12	315	16	1.31	11.1	6.4	4.0	5.9	7.9
14	355	18	1.47	12.4	6.3	4.0	5.9	7.8
16	400	20	1.52	12.8	6.3	3.9	5.8	7.7
18	450	24.8	2.79	23.9	6.2	3.9	5.8	7.6
20	500	24.8	1.81	15.2	6.2	3.9	5.7	7.5
22	560	27.95	2.10	17.7	6.1	3.9	5.7	7.5
24	630	31.5	2.39	20.1	6.1	3.9	5.7	7.4