


PROJECT INFORMATION	Job Name/Location: _____
	Engineer: _____ Date Submitted: _____
	Contractor: _____ Submitted By: _____
	Manufacturer's Rep.: _____ Approved By: _____

TECHNICAL DATA	Material:	PP-RCT (beta crystalline random copolymer polypropylene)	
	Standard Grade Hydrostatic Ratings for SDR 7.3 (50 year):	150 psi @ 180°F 224 psi @ 140°F 423 psi @ 68°F	
	Linear Expansion Rate:	0.23 in/10°F/100 ft	

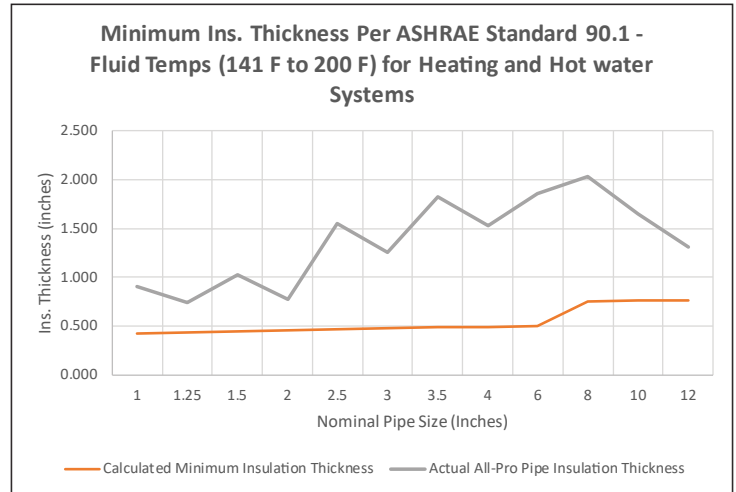
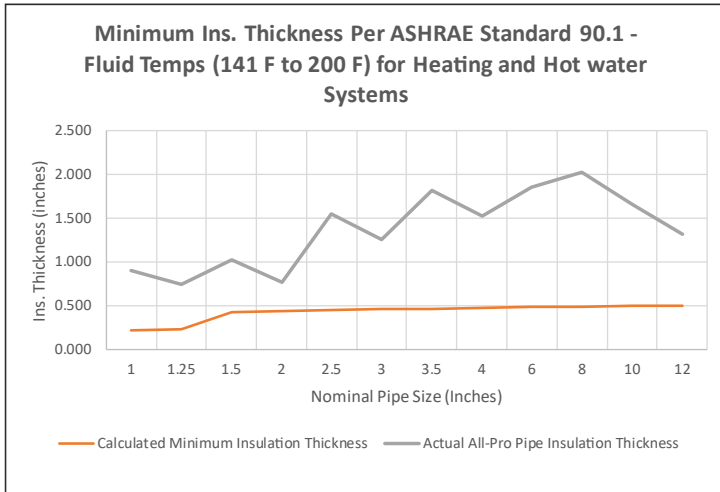
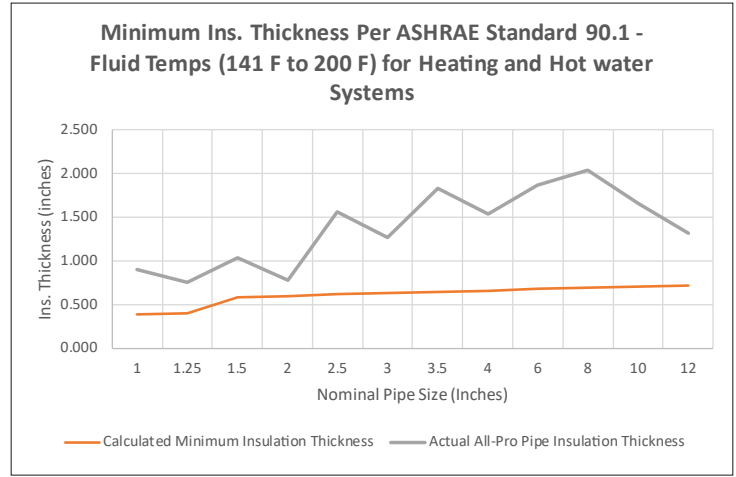
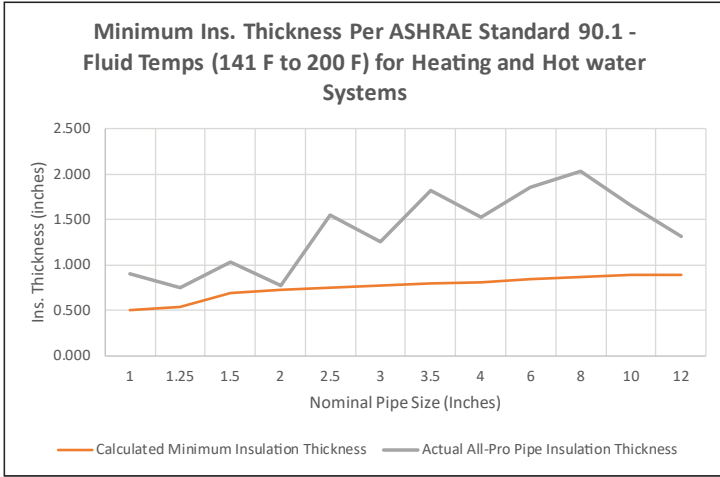
PRODUCT INFORMATION AND APPLICATION USE

Niron AllPro preinsulated fittings are manufactured with Niron Clima PP-RCT carrier components that are housed within an IPS Sch. 40 jacket that is extruded with a 30 year U.V. resistant white PP-RCT external layer. The fittings are superinsulated with highly efficient closed cell polyurethane foam (PUF) insulation which exceeds the required thickness for the ASHRAE 90.1 Energy Code in all sizes. This style of fitting has carrier pipes extended to allow joining by the AllPro EF or BF method. Each fitting is available in an optional "extended version" which has the centerline-to-end dimension of the fittings extended to allow for clamping in butt fusion machines which have a wide clamp set-up.

DESCRIPTION	SIZES	PART NUMBER PREFIX
<input type="checkbox"/> 90° Extended Elbows	1", 1¼", 1½", 2", 2½", 3", 3 ½", 4", 6", 8", 10", 12"	27NGAP
<input type="checkbox"/> 45° Extended Elbows	1", 1¼", 1½", 2", 2½", 3", 3½", 4", 6", 8", 10", 12"	27NC45AP
<input type="checkbox"/> Extended Tees	1", 1¼", 1½", 2", 2½", 3", 3½", 4", 6", 8", 10", 12"	27NTAP
<input type="checkbox"/> Extended Reducing Tees	1¼" x 1", 1½" x 1", 1½" x 1¼", 2" x 1", 2" x 1¼", 2" x 1½", 2½" x 1", 2½" x 1¼", 2½" x 1½", 2½" x 2", 3" x 2", 3" x 2½", 3½" x 2", 3½" x 2½", 3½" x 3", 4" x 2½", 4" x 3", 4" x 3½", 6" x 2", 6" x 2½", 6" x 3", 6" x 3½", 6" x 4", 8" x 2", 8" x 3", 8" x 3½", 8" x 4", 8" x 6", 10" x 3", 10" x 3½", 10" x 4", 10" x 6", 10" x 8", 12" x 8", 12" x 10"	27NTRAP
<input type="checkbox"/> Extended Concentric Reducers	1¼" x 1", 1½" x 1", 1½" x 1¼", 2" x 1", 2" x 1¼", 2" x 1½", 2½" x 1", 2½" x 1¼", 2½" x 1½", 2½" x 2", 3" x 2", 3" x 2½", 3½" x 2", 3½" x 2½", 3½" x 3", 4" x 2", 4" x 3", 4" x 3½", 6" x 3", 6" x 3½", 6" x 4", 8" x 6", 10" x 6", 10" x 8", 12" x 6", 12" x 8", 12" x 10"	27NRAP

LISTINGS	APPLICABLE CODES	APPLICABLE STANDARDS	CONTACT INFO
uNSF-14; ICC-ES; IAPMO	ICC; IPC; IMC; UPC; UMC; NSPC; NPC of Canada; NBC of Canada; ASHRAE 90.1; IECC Energy Code	ANSI/NSF 14; ASTM F2389; CSA B137.11; CAN/ULC S102.2	Nupi Americas, Inc. 314 Commerce Parkway Early Branch, SC 29916 phone: +1 803 398 3579 fax: +1 803 398 3639 info@nupiamericas.com

Minimum Insulation Thickness per ASHRAE Standard 90.1



R VALUES FOR ALL-PRO PIPING SDR 17 COMPARED TO ENERGY CODE

				R	R	R	R	R
Size Inner Pipe	Size Inner Pipe	Size Outer Jacket	Insulation Thickness PUF	R Value Niron Clima AllPro SDR 17 Preinsulated Pipe	Minimum Required R Value per ASHRAE 90.1 for Less Than 40°F	Minimum Required R Value per ASHRAE 90.1 40°F to 60°F	Minimum Required R Value per ASHRAE 90.1 105°F to 140°F	Minimum Required R Value per ASHRAE 90.1 141°F to 200°F
in	mm	in	in					
1	32	3.5	0.90	9.9	5.9	2.4	5.5	8.8
1¼	40	4.5	1.25	14.0	5.6	2.3	5.2	8.3
1½	50	4.5	1.03	10.5	5.4	5.2	8.3	11.5
2	63	4.5	0.77	7.2	5.1	4.9	7.8	10.9
2	63	5.563	1.28	13.1	5.1	4.9	7.8	10.9
2½	75	6.625	1.58	16.1	5.0	4.8	7.5	10.3
3	90	6.625	1.26	11.9	4.8	4.6	7.2	9.9
3.5	110	8.625	1.83	17.8	4.7	4.5	7.0	9.6
4	125	8.625	1.53	14.2	4.6	4.4	6.8	9.3
6	160	10.75	1.86	17.1	6.9	4.2	6.4	8.7
8	200	12.75	2.03	18.3	6.7	4.1	6.2	8.3
10	250	14	1.65	14.2	6.5	4.0	6.0	8.0
12	315	16	1.31	11.1	6.4	4.0	5.9	7.9
14	355	18	1.47	12.4	6.3	4.0	5.9	7.8
16	400	20	1.52	12.8	6.3	3.9	5.8	7.7
18	450	24.8	2.79	23.9	6.2	3.9	5.8	7.6
20	500	24.8	1.81	15.2	6.2	3.9	5.7	7.5
22	560	27.95	2.10	17.7	6.1	3.9	5.7	7.5
24	630	31.5	2.39	20.1	6.1	3.9	5.7	7.4